

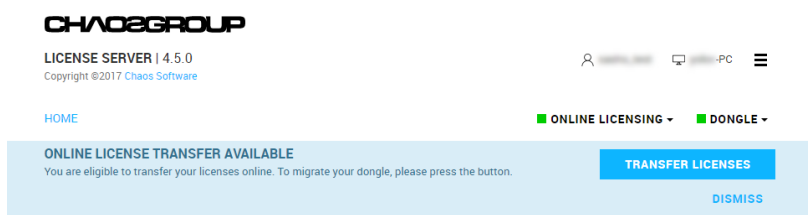
# Transferring Dongle Licenses Online

This page provides information on how to transfer your dongle licenses online.

## Overview

The License Server version 4.5.0 introduces the ability to migrate your licenses from a physical dongle to your online Chaos Group account. This means that once transferred, your licenses will be available to you from anywhere and at any time without the need for a dongle to be plugged in your machine. The sections below provide information on dongle eligibility and a step-by-step guide of the migration process.

The migration cannot be reverted. Once your dongle licenses are successfully transferred online, they cannot be transferred back to your dongle.



## Dongle eligibility

Once you have updated the License Server to version 4.5.0 or later, the option to transfer your dongle licenses online will be available to you, only if certain criteria are met:

- Only one dongle must be plugged in
- WibuKey driver must be version 6.00 or newer
- The dongle must be plugged in the same machine where the license server is running
- Online licensing must be activated
- A valid user must be logged in

If the option for dongle migration is available to you, then your dongle is eligible for migration. Note that not all dongles are eligible. If the migrate option is not available to you, then the dongle you have connected is not eligible for migration.

Among other criteria, a dongle is considered eligible when the user, to whom the dongle is assigned, is registered within the same company as the user that is currently logged in the Online License Server.

### Note:

The dongle has to be connected to the machine where the License Server is running.

Please note that perpetual licenses for Chaos Group products version 2.x can not be migrated. Only 2.x products with expiration date can be transferred. There are no limitations for transferring products with version 3.0 and later.

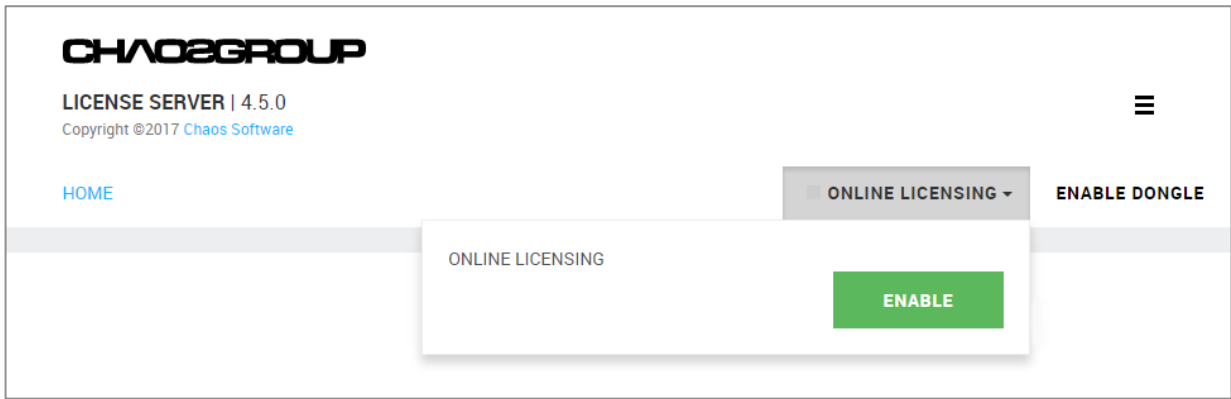
## Walkthrough

The information in this section takes you through the dongle migration process.

1. Update the License Server to version 4.5.0 or later. Earlier versions of the License Server do not support dongle migration. To update to the latest version of the License Server, visit the [Download section](#) of the Chaos Group website or [follow this link](#).
2. Activate Online Licensing. You will need to log in with your Chaos Group account.

The screen below is accessible by opening a web browser and typing in [localhost:30304](#) in the address field.

Keep in mind that the dongle needs to be plugged in the same machine where the License Server is running, as explained in the next step.

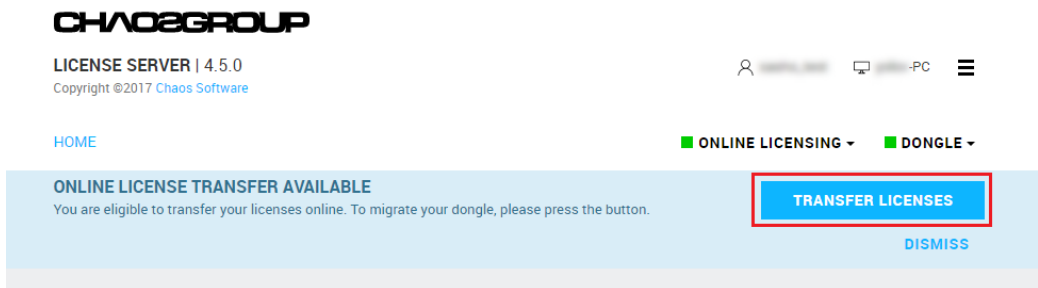


The account that you will use to log in must be registered with Chaos Group within the same company as the user to whom the dongle licenses are assigned.

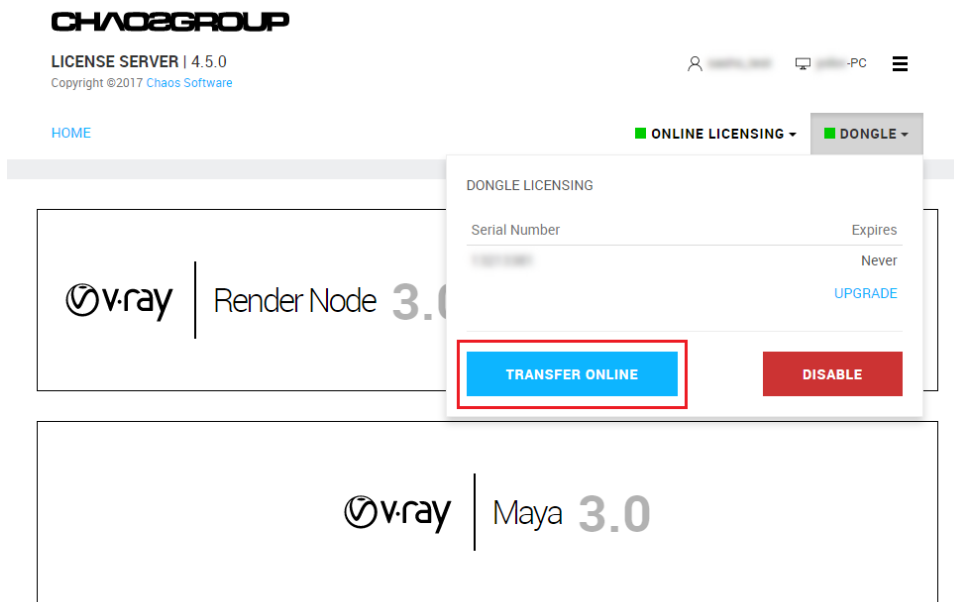
3. Plug the dongle you wish to migrate to the machine where the license server is running. Once the dongle is plugged, click on **ENABLE DONGLE** to enable the dongle service.

The dongle needs to be plugged in the same machine where the License Server is running. Do not plug more than one dongle at a time, otherwise the **TRANSFER** option will not be available to you. Please refer to the criteria listed in the **Dongle eligibility** section.

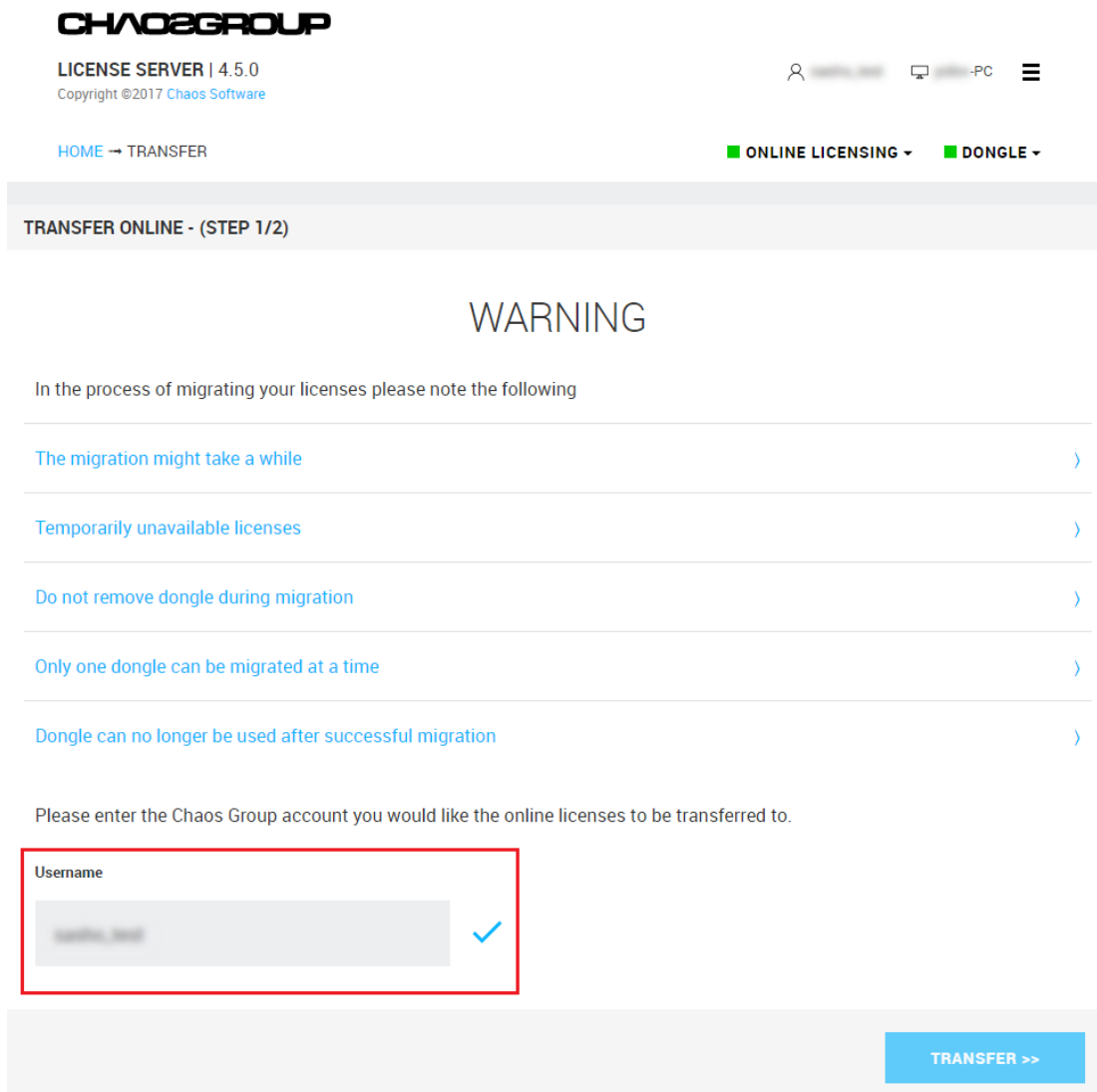
If all criteria are met and your dongle is eligible for transfer, you will see the **TRANSFER** option in the License Server web interface.



The **TRANSFER** option is also available from the **DONGLE** menu.



4. The **TRANSFER** option will take you to the next screen, where you will need to type in the username of the Chaos Group account to which you wish to transfer the licenses.



The username can be different from the one that was used to activate the current instance of the License Server. In this case, the username must be registered with Chaos Group within the same company as the user to whom the dongle is assigned.

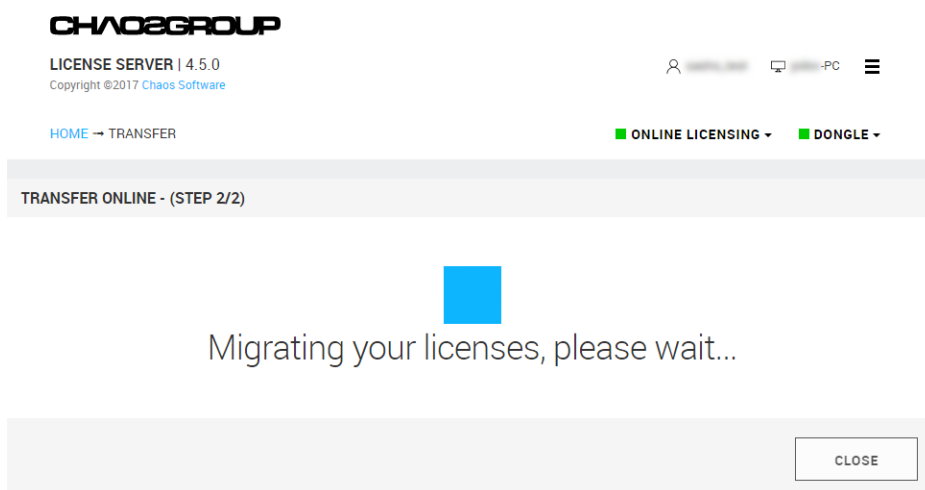
If you have entered a correct username, a tick sign will appear next to the Username field confirming a successful username check.

Before you click the TRANSFER button, please read carefully the disclaimers on the current screen and keep in mind the following:

- **The migration might take a while.** Transferring your dongle licenses to your Chaos Group account might take a few minutes, so please be patient.
- **Temporarily unavailable licenses.** During the migration, your licenses will not be available to you. After a successful migration, it might take a few minutes before your transferred licenses are available to you in your Chaos Group account.
- **Do not remove dongle during migration.** Once the migration has started, please do not remove the dongle until you reach the confirmation screen for a successful migration and click CLOSE. You can then remove the dongle.
- **Only one dongle can be migrated at a time.** Make sure that you have connected only one dongle to your machine and all other dongles that you might have are currently disconnected. After a dongle is successfully migrated, you can then disconnect it and connect the next dongle you wish to migrate. During migration, please do not plug other dongles into the machine while there's a migration in process.
- **Dongle can no longer be used after successful migration.** After a successful migration, your dongle can no longer be used. All your licenses will be available online for use with your Chaos Group account with the Online License Server.

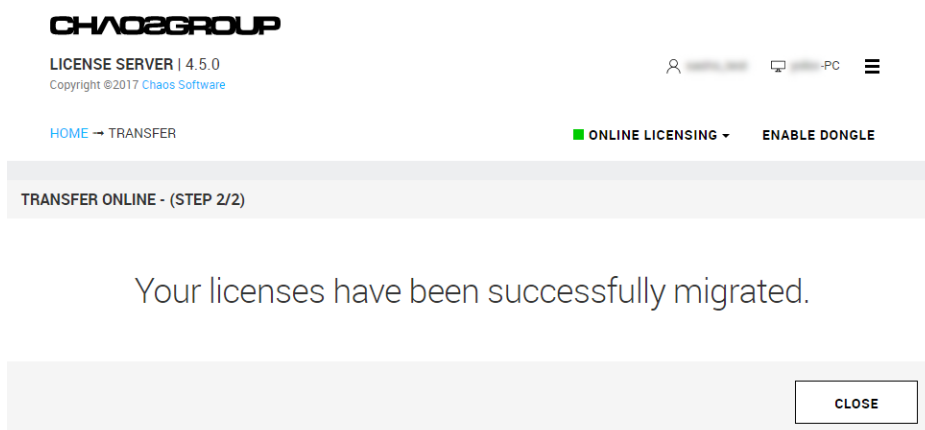
The migration can not be reverted. Once your dongle licenses are successfully transferred online, they can not be transferred back to your dongle.

You can now click the **TRANSFER >>** button to start the migration.



During the migration, please do not remove the dongle that is currently being migrated and do not plug other dongles to the machine.

5. After a successful migration, you will see a confirmation screen.



All licenses from your dongle are transferred to your Chaos Group account for use with the Online License Server. A summary of your licenses is available on the HOME screen.

After a successful transfer, the DONGLE service is disabled in the License Server. You can now click **CLOSE** and disconnect the dongle from the machine.

**Note:** if you wish to migrate another dongle, remove the current dongle, connect the next one, enable the DONGLE service and repeat the process again.